

THE YOUNG CHILDREN'S URANTIA GROUP
TEACHER'S WORKBOOK

A LOVING LABOR OF MARY EBEN
IN PARTNERSHIP WITH
THE ROCKY MOUNTAIN SPIRITUAL FELLOWSHIP

FREE DISTRIBUTION BY JESUSONIAN
IS MADE POSSIBLE
THROUGH CHARITABLE DONATIONS

JESUSONIAN: REACHING OUT FOR THE MASTER

NOTE TO GROUP LEADERS

"The Young Children's Urantia Group Teacher's Workbook" is sequentially based on "A Young Child's Guide To The Urantia Book". The goal of both of these books is to introduce Jesus and the basic concepts of the "Urantia Book" in a simple manner for children ages five to ten years old.

Our hope is that we may assist in nurturing God's littlest Urantians. As adults, most of us have had to spiritually "weed out" many erroneous traditional ideas before we could grow. But the time will come when our children won't have "weeds" to pull - they'll just be able to grow and bloom!

To all the young children's Urantia group leaders - Happy gardening!

OVERVIEW

Lessons are briefly outlined on a cover page format and are followed by more detailed ideas, suggestions, required materials and items you may want to copy for each child's use. Group leaders should adapt these plans accordingly.

READING - Each reading is from "A Young Child's Guide To The Urantia Book" and gives the title and page number. The reading is the theme which the lesson is built around.

PHYSICAL ACTIVITY - When possible, suggestions for activities related to the lesson theme are given. Breathing or stretching exercises, yoga (if you know it) or other appropriate activities may be added or substituted.

CRAFT OR GAME - When possible, ideas for something tangible which each child may take home, are provided. Leaders may have children draw their own pictures based on what the reading/story meant to them.

SONG - When possible, a song is provided. Children enjoy repetition so you may want to use a song they favor from a previous lesson. Also you may want to have the children make up additional verses to a favorite song or try singing it in another language.

SPIRITUAL - While lessons have a simple, clear, and concrete approach we do not want to overlook the mystique! Meditation, prayer, and candles are particularly fascinating to young children if kept brief.

We suggest that you explain to your group that meditation is a way to open our hearts to God and Jesus. Throughout the day, just like grown-ups, they are busy with their activities. Meditation is setting aside a few minutes for God or Jesus, and like prayer, helps us to grow closer to the Spirit Father. Prayer is mostly about talking to God while meditation is mostly about listening to God with our hearts.

Leaders should be aware of the children's attention spans and enthusiasm for meditation. Briefly explain the steps you will use before you begin. An example: "Before we end our group meeting we will meditate. Meditation is about listening to God with our hearts. There are many different ways to meditate. This time we

will sit quietly and comfortably. We will close our eyes. I will hit this gong (or tuning fork). We can pretend we are holding a door open for God. We won't move around to act out the opening of a door. We will just imagine it in our thoughts. When the sound of the gong stops, I will say some nice things. Then I will hit the gong again. We will sit quietly until the sound is gone and then open our eyes. Any questions? Okay, let's begin by getting comfortable."

Suggestions for "some nice things" to say and other visualizations follow each lesson.

Remember that all children are different. Some may not participate in all the activities. You should be prepared to have a quiet activity such as coloring or looking at books during times the rest of the group is quiet. It helps to explain that they do not have to join in but that they may not bother the rest of the group.

You may want to have an attendance chart or participation chart and use stars. Children love stickers and stamps (use washable ink). All of these may be used for "rewarding" them for their participation.

STANDARD MATERIALS

Leaders may find it useful to have a large box containing the following materials:

"The Young Children's Urantia Group Planning Book"

"A Young Child's Guide To The Urantia Book"

Paper (reams of copy paper are least expensive)

Pencils

Crayons

Markers (washable for younger children)

Scissors

Elmer's glue

Candles, holders and lighter

Meditation - tuning fork, gong, or bell

Old plastic tablecloth

Also very, very nice to have is a cassette tape player and interesting tapes.

READING - God

Page 1

PHYSICAL - "I Spy"

CRAFT or
ACTIVITY - Picture to Color

SONG - "How Strong and Sure My Father's Care"

SPIRITUAL - Prayer

PHYSICAL - "I Spy": Select something in the room and give clues such as color, size, location it's near, what you do with it, etc. After 3 or 4 objects try: I spy something we can't see right now, that is perfect goodness, that is perfectly beautiful, that is perfect love, that shows in the hearts of all his loving children.

CRAFT - Have children color all shapes that have a dot in them the color blue.

SONG - Attached

SPIRITUAL - Prayer:

Dear God,

We are all your children and you are our Father. We open our hearts to your love and ask that you come into our lives. We want to know your goodness so we can be kind and loving like you. Amen.



How Strong and Sure My Father's Care

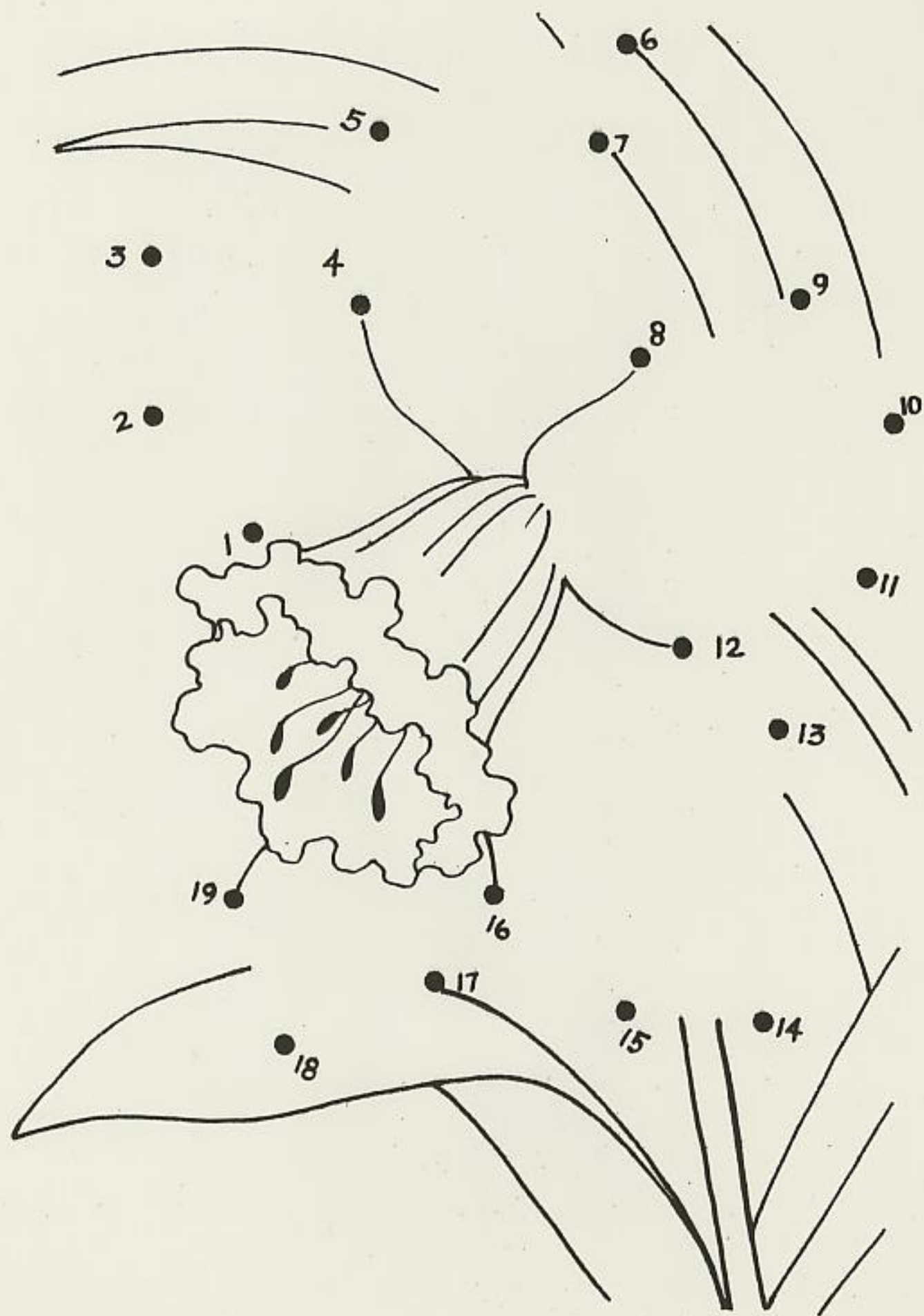
Anonymous

Thomas Tallis

How strong and sure my Fa-ther's care, That 'round a - bout me, like the air,

Is with me al-ways, ev-'ry-where! He cares for me, He cares for me.





READING	- Free Will and Faith	Page 2
PHYSICAL	- God Says (played like Simon Says)	
CRAFT or ACTIVITY	- #1 God's Gift Box (theme: sharing love is God's will) #2 Plant bulbs or seeds (theme: faith grows) Dot-to-dot flower picture	
SONG	- Do You Love God? (Frere Jacques tune)	
SPIRITUAL	- Meditation	

PHYSICAL ACTIVITY - God Says is played like Simon Says

- God says: Point to Paradise
- (touch your toes)
- God says: Jump for joy
- God says: Let your love loose and give big hugs
- (now make ugly faces)
- God says: Bounce for beauty
- God says: Giggle for goodness
- God says: Tap dance for truth
- (stop being happy)
- God says: Let your spirit squirm
- God says: To say a peaceful prayer
- God says: He loves you

CRAFT - (1) God's Gift Box (theme: sharing love is God's will)

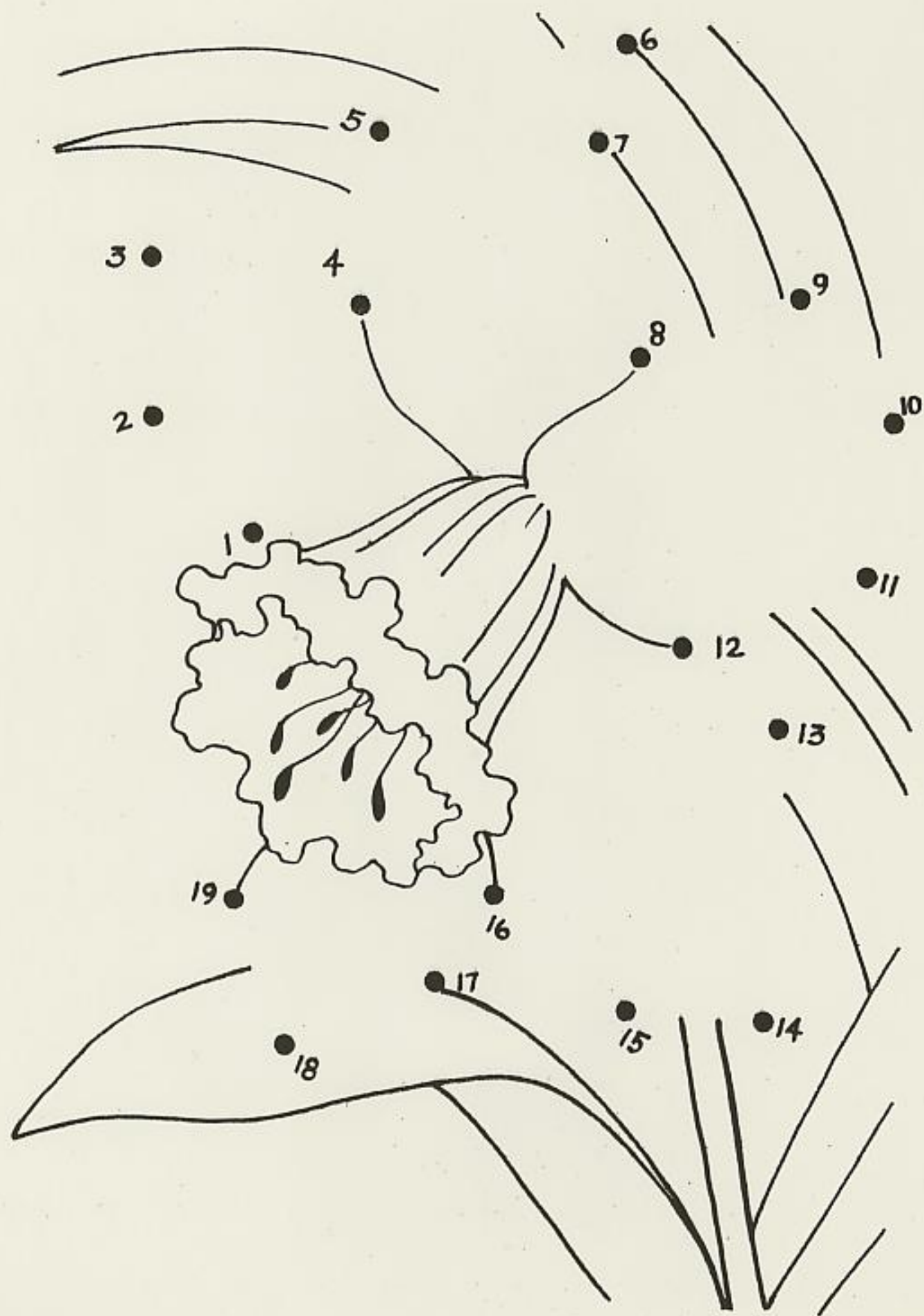
Have each child decorate a gift box for God. Each time the child shares love or does a loving act, an adult can write it down for them. They can put these in their gift boxes. Materials: One empty box per child with opening (Kleenex boxes work well) markers, crayons, and glue (standard), glitter, stickers

(2) Plant bulbs or seeds (theme: faith grows) There's also a dot-to-dot picture. Talk about what a plant needs to grow and what helps our faith to grow. Materials: Seeds or bulbs, soil, Styrofoam cups (can be decorated) or potting cups, gravel or small rocks for bottom, large spoons as tools

SONG - Do You Love God? (tune of Frere Jacques)

Do you love God?
Do you love God?
Yes I do!
Yes I do!
Show Him that you love Him
Show Him that you love Him
 (1) Share His Love
 Share His love
 (2) Love your family
 Love your family
 (3) Love your neighbors
 Love your neighbors

SPIRITUAL - We will imagine that we are a tiny white light and God is a huge white light. We can feel God's love making us grow bigger and bigger. Now we can feel ourselves moving closer to God. We are filled with God's love. We have so much love to share. When we open our eyes we will feel full of love and want to share God's love with others.



READING - Prayer

Page 3

PHYSICAL - 1-2-3 Pray (like Red Light)

CRAFT or
ACTIVITY - (1) Calling God (dramatic play)
(2) Prayer necklace

SONG - Say Your Prayers (tune of Jingle Bells)

SPIRITUAL - Candles and a special prayer

PHYSICAL ACTIVITY - Talk about how people pray differently. Some people bow their heads, some hold their hands together. Some people use rosary beads. Some people kneel and some people lay flat on the ground facing East. Just for fun play 1-2-3 Pray (like Red Light). The children must freeze either on their knees or face down on the floor or they have to return to the beginning.

CRAFT or ACTIVITY -

(1) Calling God (dramatic play) Have a child go to a quiet part of the room with a play phone. They can dial 1-HEAVEN and talk to God. When they are finished they can hold the receiver to their hearts to listen. Materials: toy phone or unconnected phone

(2) Prayer Necklace. Have children pick one bead for each person they pray for often (mom, dad, brothers, sisters, grandparents, teachers, friends, themselves etc.) Have them string these beads into a necklace that they can wear. Materials: beads with large holes, string or thread, and scissors

SONG - Say Your Prayers (tune of Jingle Bells)

Say your prayers
Say your prayers
Say them everyday
Oh what fun it is to talk
To the Father everyday! So...(repeat)

SPIRITUAL - Discuss how God loves everyone, even the people we don't like very much. Talk about praying for the people we don't like very much. Light a candle. You may suggest to the children that after the prayer, when everyone blows out the candle, they will also blow out some of the bad feelings they had for someone.

PRAYER:

Dear Heavenly Father,

We are here to ask you to help us think loving thoughts about people we don't like and to ask you to bless them with your love.

First, each of us is going to spend a moment thinking about a person we don't like very much. We can see them in our minds surrounded by a white light of your love.

Now, we can imagine ourselves coming into the light with that person and sharing God's love together.

We can feel better about this person knowing that God loves them as much as he loves us.

Thank you Father for loving everyone. Thank you for caring about me and all your children.

Amen

READING - Eternal Life

Page 4

PHYSICAL - I'm Off to See The Father

CRAFT or
ACTIVITY - Collage

SONG - Eternal Life Is For Me (Happy Birthday tune)

SPIRITUAL - Meditation

PHYSICAL ACTIVITY - Teach the children "I'm off to see the wizard" with these words: I'm off to see the Father
the wonderful, wonderful Father
Because, because, because, because, because,
Because of the wonderful things he does!

Have the children lie on the floor. As you touch each child's forehead, they should get up and pretend they are waking up on the mansion worlds. After everyone is up ask them if they choose eternal life. (I can't hear you! Do you choose eternal life? Good, then let's go...) Either skip around the room singing or hold hands and skip in a circle while you sing.

CRAFT - Make a collage of cut and pasted pictures of all mortals that can choose eternal life. Materials: Magazines with lots of pictures of people, a sheet of heavy paper for each child to glue pictures to, glue and scissors. (You can "title" the picture: These mortals can choose eternal life)

SONG - Eternal Life Is For Me (tune of Happy Birthday)

Eternal life is for me
Eternal life is for me
I'm going to find God the Father
Eternal life is for me

SPIRITUAL - We will imagine that we are on our trip to Paradise. Everything is so beautiful. Everyone is filled with love and happiness. It's a very, very long trip but it's so wonderful that we don't mind. We know that each day we move a little closer to God. Think about the day you will reach the Heavenly Father. Oh, what a happy thought. You feel so good and wonderful. When the sound of the gong stops you will open your eyes. You will still feel happy and closer to God.

READING - Thought Adjuster

Page 6

PHYSICAL - Thought Adjuster Introductions

CRAFT or
ACTIVITY - Christening Certificates

SONG - Lead, Lead, Lead Me Now

SPIRITUAL - Candles and Pledge

PHYSICAL ACTIVITY - After forming a circle, each child takes a turn going around the circle to "meet" the other children's Thought Adjusters.

CRAFT - Christening Certificates (included) A list of possible names is provided.

SONG - Lead, Lead, Lead Me Now (Row, Row, Row, Your Boat tune)
Lead, lead, lead me now, Gently to the Father
Thought Adjuster, Thought Adjuster, A tiny part of God

SPIRITUAL - Each child should have a candle and can make the following pledge:

I pledge my loyalty to my Thought Adjuster
That part of God within me.
I will be loving, loyal, and courageous
As I learn to do God's will.
Peace.

SUGGESTED NAMES FOR THOUGHT ADJUSTERS:

Advisor	Forgiveness	Partner
Beacon	Friend	Pattern
Beloved	Future	Paragon
Beauty	Gift	Peace
Blessing	Goodness	Perfect
Blossom	Grace	Pilot
Bloom	Guardian	Precious
Brightness	Guide	Promise
Caretaker	Happiness	Purest
Captain	Harmony	Reality
Champion	Hope	Serenity
Cherish	Joy	Shepherd
Coach	Keeper	Skipper
Comfort	Kindness	Spark
Companion	Leader	Sparkle
Counselor	Life	Special
Delight	Light	Spirit
Destiny	Lighthouse	Star
Discovery	Lovely	Teacher
Dove	Mate	Treasure
Eternity	Master	Truth
Faith	Mentor	Value
Flame	Mercy	Vitality
Flower	Mystery	Yearn
Forever	Navigator	

THOUGHT ADJUSTER CHRISTENING CERTIFICATE

God the Father lovingly sends a tiny part of himself,
the Thought Adjuster,
to live in the minds of His mortal children.

My special gift,
my Thought Adjuster,
is a loving leader, a safe and sure guide,
a patient teacher, and the careful protector
of all that is precious about me.

I want to love that part of God that lives in me.
I want to cooperate more.
I treasure my gift from the Heavenly Father.

With love and thought, I ,
_____,
a mortal child of Urantia,
name my Thought Adjuster

this day

LESSON 6

READING	-	God Has Many Kinds of Children	Page 7
PHYSICAL	-	Different ways to move	
CRAFT or ACTIVITY	-	Glitter pictures	
SONG	-	God's Little Children	
SPIRITUAL	-	Meditation	

PHYSICAL - Have children move as many different ways as possible. (walk, skip, jump, hop, crawl, roll, etc.)

CRAFT - Glitter Pictures- Suggest that the children make different patterns for the different kinds of children that God has. Materials: variety of different colors of glitter, glue, heavy paper to work on

SONG - God's Little Children (Mama's Little Baby Loves Shortenin' Bread tune)
God's little children get lovin', lovin', God's little children get lots of love
Some are mortals, Some are angels, Some are rulers, And still there's more!

SPIRITUAL - Meditation: God has many kinds of children. Now we will think about the beautiful guardian angels. Imagine that they are sitting on each side of us. We feel so cozy and safe. The angels love us. Think how wonderful it will be when we meet our friends. Let's thank them for their friendship. Let's thank the Father for his love and all his wonderful children. When we open our eyes we will feel very happy; we will feel God's love; we will feel good about having so many friends.

READING	- Michael of Nebadon	Page 8
PHYSICAL	- Test Your Trust	
CRAFT or ACTIVITY	- Medallions	
SONG	- Perfect Spirit tune of Twinkle Twinkle	
SPIRITUAL	- Prayer	

PHYSICAL - God trusts his Michael Sons. Let's test our trust in God's other children. Leader stands behind a child. The child allows himself to fall backwards, trusting that the Leader will catch him before he hits the floor.

CRAFT - Medallion pattern follows. Need copies, scissors, glue, glitter and yarn, string or ribbon for hanging around neck.

SONG - Perfect Spirit sung to the tune of Twinkle, Twinkle, Little Star
 Perfect Spirit, Paradise Son, How I wonder what you've done
 Came to Urantia as Jesus, Shared the Father's love with us
 Now you rule in perfect love, We will see you up above.

SPIRITUAL - Dear Spirit Father, We thank you for the many gifts you have given us - your love, the Thought Adjusters, eternal life, and the Paradise Sons. We thank Michael of Nebadon for coming to our world. As Jesus, he shared your love with us. We open our hearts to Jesus and his gift of the Spirit of Truth. We are praying together but we each ask that Jesus come into our hearts so that we may grow closer to you dear Father. Please bless each of us as we say our names, (let each person say their name.)



READING - Jesus' Birth

Page 10

PHYSICAL - Balloons (It's a boy!)

CRAFT or
ACTIVITY - Jesus' "Birth Certificate"

SONG - Happy Birthday to Jesus

SPIRITUAL - Meditation

PHYSICAL AND SONG - Celebrate Jesus' birth with a little party!

CRAFT - Decorate or color the "Birth Certificate" attached.

SPIRITUAL - We have all seen little babies held and cuddled in their parents arms. Think about your favorite chair, maybe it's a rocking chair. Now imagine you are holding the baby Jesus. He is so peaceful and dear. You feel strong but very gentle. Isn't it a nice feeling to hold the baby Jesus close to you? When you open your eyes you will still feel a strong but gentle love and you will feel very peaceful.

JESUS

Born to JOSEPH and MARY of NAZARETH
in BETHLEHEM
at 12:00 Noon on the
21st day of AUGUST, 7 B.C.

He was assisted into the world by fellow women
travelers and untold celestial beings.

READING	-	Jesus' Early Childhood	Page 11
PHYSICAL	-	Version of "Your It"	
CRAFT or ACTIVITY	-	Greek Alphabet Sand Pictures	
SONG	-	Jesus Was a Little Boy	
SPIRITUAL	-	Prayer	

PHYSICAL - Version of "Your It". Select a base but call it "Heaven". Someone is Jesus (Rather than "it") and s/he counts to seven slowly while everyone hides. "Jesus" finds everyone and leads them safely to heaven.

CRAFT - Find the first letter of child's name (in Greek) and with glue copy a large version of that letter on the paper. Sprinkle sand over the glue and dry.

SONG - Jesus Was a Little Boy (tune of Jesus Loves The Little Children)

Jesus was a little boy-
Just like every little boy
He had good days and some bad
But he gave life all he had
Just like us he is a child of Loving God

SPIRITUAL - Dear Father in Heaven, We just want to have a little talk. Thank you for always being interested in us and always having time for us. Help us to be good children and loving like Jesus. We love you and hope you have a great day. We'll talk to you soon.

A B C D E F G H I J K L M
A B Γ Δ Ε Ζ Η Θ Ι Κ Λ Μ Ν

N O P Q R S T U V W X Y Z
Ξ Ο Π Ρ Σ Τ Υ Φ Χ Ψ Ω ∫ √

READING	-	Jesus When He Was Seven Years Old	Page 12
PHYSICAL	-	Blind Man's Bluff	
CRAFT or ACTIVITY	-	Clay thumb pots or other item	
SONG	-	Jesus, Jesus (Baa Baa Black Sheep tune)	
SPIRITUAL	-	Meditation	

PHYSICAL - Need a scarf to blindfold a child. Form a circle. Blindfolded child tries to guess who other children are. When blindfolded child guesses correctly it is another child's turn.

CRAFT - To make clay that can be air dried and painted later:

2 cups flour
 1 cup salt
 2 cups water
 1 TBL oil
 2 TBL cream tartar

Mix dry ingredients well in a medium pot. Add water and mix. Add oil and mix. Heat over medium heat stirring. Will get sticky and stiff. When a large dough consistency forms remove to a breadboard to cool. Knead when cool and store in an air tight plastic bag. Refrigerate when not in use.

SONG - Jesus, Jesus (Baa, Baa Black sheep tune)

Jesus, Jesus
You are just seven
Tell us, Tell us
What you do

Make cheese and weave and
Make things out of clay
And tend to the animals
What a busy day!

MEDITATION - Sometimes we can't see with our eyes where we are going or what is ahead. Imagine you are standing somewhere but there isn't much light. Now ask the Spirit Father to help you see better. Now everything around you is bathed in the beautiful light of our Loving Paradise Father. When we open our eyes our love will keep shining like the light and love of our Spirit Father.

READING	-	School Days in Nazareth	Page 12
PHYSICAL	-	Copy Cat Game	
CRAFT or ACTIVITY	-	Sponge Painting	
SONG	-	Oh How I Truly Love Learning (Oh What A Beautiful Morning tune)	
SPIRITUAL	-	Prayer	

PHYSICAL - Copy Cat Game: Have children copy everything you do as you twist and bend into various body positions.

CRAFT - Sponge Painting: Can use three primary colors and overlap to create secondary colors. Need washable paints, flat dish or tray to hold paint, sponges in a variety of shapes, and paper.

SONG - Sung to tune of Oh What A Beautiful Morning
 Oh how I truly love learning
 Keep my mind open and free.
 Oh how I truly love learning
 Wouldn't you fully agree?

SPIRITUAL - Prayer:

Oh Wonderful Father, Thank you for the gift of learning. From the moment we are born we begin to learn. Help us to always love learning and to keep our hearts and minds open. Thank you for our teachers both mortal and spirit. Like Jesus, help us to teach the things we have learned. Amen

READING	-	Jesus When He Was Eight Years Old	Page 13
PHYSICAL	-	Throwing (nets)	
CRAFT or ACTIVITY	-	Paper Plate Musical Instruments	
SONG	-		
SPIRITUAL	-	Meditation	

PHYSICAL - If you can get a fishing net have the children try throwing it so that it lands well opened. Otherwise, have children throw objects such as pillow cases or scarves to get an idea of what throwing out a net might have been like.

CRAFT - Paper plate musical instruments: Need paper plates, dry beans, stapler (with staples) streamers, and items to decorate with like markers, glue and glitter, or stickers. Staple beans between two paper plates and decorate.

SPIRITUAL - Meditation: We don't know what the Spirit Father looks like yet but we can be sure that all spirits are very beautiful. Listen to the beautiful music. Imagine that spirits are twinkling lights. Imagine that every twinkle makes a beautiful sound. Maybe the spirits are talking to each other and making beautiful music. Imagine beautiful twinkling lights as you listen to the music. When we open our eyes we will feel the First Spirit Father's beauty inside of us.

READING	- Jesus When He Was Nine Years Old	Page 14
PHYSICAL	- Follow The Rule	
CRAFT or ACTIVITY	- Chalk Drawings	
SONG	- Mary Had A Little Boy	
SPIRITUAL	- Prayer	

PHYSICAL - Follow the Rule: Children only follow and act out the "good" rules and are allowed to shout "Bad Rule" if they think it's not what Jesus would do.

The rule is - Give everyone a hug.

The rule is - Point to someone you think is silly.

The rule is - Sit on the floor.

The rule is - Put your feet in the air for fun.

The rule is - Interrupt the group leader with your own rule.

The rule is - Smile and be happy.

The rule is - Clap your hands and whistle when you want to talk.

The rule is - Love your neighbors as yourself.

CRAFT - Chalk Drawings: Need colored chalk and paper. (Chalk can be dipped into evaporated milk for some nice pictures.)

SONG - Mary Had a Little Boy (Lamb) tune

Mary had a little boy, little boy, little boy

Mary had a little boy, who got into trouble.

He drew a picture of someone, of someone, of someone

He drew a picture of someone which was against the rules.

The leaders went and told Joseph, told Joseph, told Joseph

The leaders went and told Joseph he better do something.

Jesus bravely spoke right up, spoke right up, spoke right up

Jesus bravely spoke right up, it was a lousy rule.

It made the leaders very mad, very mad, very mad,

It made the leaders very mad to hear a kid speak up.

Jesus said he'd obey his dad, obey his dad, obey his dad

Jesus said he'd obey his dad, whatever Joseph said.

Jesus has to give up art, give up art, give up art

Jesus had to give up art, and that was hard to do.

SPIRITUAL - Prayer:

Dear Beautiful Spirit Father,

No one likes to get into trouble but sometimes we do. Please help us at these times to remember you are with us. Also help us to be brave like Jesus, say what we think, and then do what is decided.

Please help us to remember that grown-ups are your children too. Help them to be wise and loving. Also help us to forgive them when they make mistakes.

Thank you for always hearing our prayers. We love you.

READING	- Jesus When He Was 10 Years Old	Page 15
PHYSICAL	- Nature Walk	
CRAFT or ACTIVITY	- Nature Pictures	
SONG	- Jesus, Jesus Only Ten (Twinkle, Twinkle)	
SPIRITUAL	- Meditation	

PHYSICAL - Take children for a nature walk and have them collect things they find for an art picture. If the weather doesn't permit this activity then go on an imaginary nature walk around the room.

CRAFT - Nature Pictures or Collage. Have the children glue the items they found on their nature walk to a piece of paper. If a walk was not possible, bring to class some evergreen foliage, paint and colored construction paper. Children can dip the evergreen in the paint and press the design on the paper.

SONG - Jesus, Jesus Only Ten (Twinkle, Twinkle Little Star tune)
 Jesus, Jesus, Only ten - Won't fight others, You could win.
 Understanding, and so fair - You are always full of care.
 Kind and loving, You are too - It's our hope to be like you.

SPIRITUAL - Meditation: Imagine that Jesus is your playmate - your friend. He is just your age and likes to do the same things that you do. You and Jesus are playing together so nicely. You would never fight with Jesus but someone has come along and they feel like fighting. What does Jesus do? Anytime we have a problem we can picture Jesus and think about what he would do. When we open our eyes we will feel wonderful because we know Jesus is our gentle, loving friend and we can be like him.

READING	-	Jesus When He Was Twelve Years Old	Page 17
PHYSICAL	-	Show Us Something You Are Good At Doing	
CRAFT or ACTIVITY	-	Wood Sculpture	
SONG	-	Jesus Loves The Many People	
SPIRITUAL	-	Prayer	

PHYSICAL - Have children show the group something that they are good at. It may be a cartwheel, somersault, whistle, skipping, running, anything active.

CRAFT - Wood Sculpture: You will need pieces of scrap wood (from a construction site) and glue. Make sure the edges are not so rough that the kids get splinters. Also a piece of wood to act as the base is very helpful.

SONG - Jesus Loves the Many People (Jesus Loves the Little Children tune)

Jesus loves the many people
 All the people that he meets
 Some from far, some from near
 They are all so very dear
 Jesus loves the many people that he meets

SPIRITUAL - Prayer:

Dear Loving Heavenly Father,

Thank you for every chance we have for meeting new people. Help us to remember that we all have Thought Adjusters and we all have goodness inside. Please help us to pass your love to the new person we meet at school, or at group or to the new neighbors. Also help us to give our best as we look for the best in others. Amen.

READING - Jesus Alone in Jerusalem
& BACKGROUND

Page 22

PHYSICAL - Hide & Seek

CRAFT or
ACTIVITY - Maze

SONG - Oh Where, Oh Where

SPIRITUAL - Meditation

READING BACKGROUND - Jewish boys finished school when they were 13 years old and could then go to the temple in Jerusalem for a special ceremony. The temple was a huge place of worship where Jews from all over the world went. At the ceremony the leaders would welcome the boys into the Jewish faith and treat them as young men from then on. The temple had many areas and activities including many talk groups.








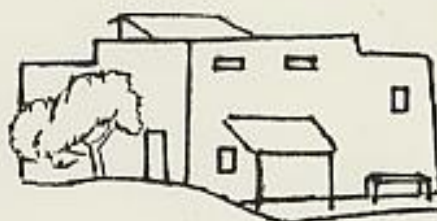
Jesus and his parents traveled to Jerusalem with over 100 Jews from Nazareth. It took four days. Jesus and his parents stopped at a little village named Bethany just outside Jerusalem. While they rested a nice family invited them for a snack and also for the special Passover dinner. This family had three children named Lazarus, Mary, and Martha. They became lifelong friends of Jesus.

PHYSICAL - Hide and Seek played the usual way.

CRAFT /ACTIVITY - A maze is provided.

SONG - Oh Where, Oh Where (Oh Where, Oh Where Has My Little Dog Gone)
Oh where, oh where has our oldest son gone
Oh where, oh where can he be?
His name is Jesus, he's only thirteen,
Oh where, oh where can he be?

SPIRITUAL - Imagine you are somewhere by yourself. You really aren't alone. A tiny part of God is inside of you so that you will never have to feel lonely. Also think about the angels - can you imagine them sitting next to you? You feel very safe. You feel very loved knowing that God and his helpers are always with you. When we open our eyes we will still feel all the love and care that our First Father and his helpers give to us.



READING	-	Jesus When He Was 15 Years Old & BACKGROUND	Page 26
PHYSICAL	-	Copy Cat	
CRAFT or ACTIVITY	-	Children's Prayers	
SONG	-		
SPIRITUAL	-	Prayer	

READING BACKGROUND - When Jesus was 14 something very, very sad happened. His dad had an accident at work and he died. Jesus was only 14 years old but the oldest child in the family. Jesus became head of his family then. He had to take care of his mom, seven brothers and sisters, and the baby Mary was going to have.

PHYSICAL - Copy Cat Game: Have the children copy everything that you do as you twist and bend into various positions.

CRAFT - Have the children fill in the "prayer" and decorate the borders.

SPIRITUAL - Prayer:

Dear Paradise Father,

Thank you for the life we have and for our families. We pray for those who are hungry, hurt and for those families that are having a hard time. Help us to share what we have with those who do not have as much. Like Jesus, help us to do our best when times are hard for us. Love and peace to everyone, Amen.

Dear _____,

Thank you for _____
_____.

I am praying for _____
_____.

Please help me to _____
_____.

Love, _____



Dear _____

Thank you for _____

_____.

I am praying for _____

_____.

Help me to _____

_____.

Love, _____

READING	-	Jesus When He Was 17 Years Old	Page 28
PHYSICAL	-	Stand Up For The Things You Believe Are Right	
CRAFT or ACTIVITY	-	Tokens of Love	
SONG	-	Only People Can Love (Happy Birthday To You)	
SPIRITUAL	-	Prayer	

PHYSICAL - Stand Up For The Things You Believe Are Right: Have children start by sitting. They decide if what you say is what they think is right (stand up) or something they do not believe is right (sit down.)

IT IS RIGHT TO:

1. share
- (2.) hit someone if they hit you first
3. talk to God anytime
- (4.) take something if you really want it
5. tell the truth even if it gets you into trouble
- (6.) hug someone even if they don't want you to
7. follow Jesus
- (8.) do everything your friends do
9. ask for help when you aren't sure what to do

CRAFT - Token of Love: Need copies of pattern, scissors, and markers. Help children think of some loving service they can do for each member of their family and make a token for each. (serve someone breakfast, foot massage, play a game with brother or sister, brush someone's hair, etc.)

SONG - to tune of Happy Birthday To You:

Only people can love

Only people can love

Only people can love

Jesus taught us this truth

SPIRITUAL - Prayer:

Dear First Father,

Thank you for all the love you give us. We pray that you will help us to be strong like Jesus. Sometimes we know what the right thing to do is but others try to get us to do what they want. Please give us courage to say no and to stand up for what we believe in. We especially ask that you help all those who are afraid to do what they believe. Help them to find courage, peace and your love. Amen.

TOKEN OF LOVE

TO: _____
THIS LOVING SERVICE
IS FROM:

FROM: _____
THIS LOVING SERVICE IS
TO: _____

TOKEN OF LOVE

READING - Rebecca

Page 31

PHYSICAL - Pretend the impossible

CRAFT or
ACTIVITY - Friendship Bracelets

SONG - For He's A Wonderful (Jolly Good) Fellow

SPIRITUAL - Prayer

PHYSICAL - Some things we just can't have or do. We can't fly like a bird no matter how much we might wish that we could. Just for fun let's pretend that our arms are wings and we are flying around the room.

CRAFT - Friendship Bracelet: Have children put one heart shaped bead for each good friend that they no longer see, (Moved away etc.) onto a pipe cleaner. They can wear their bracelet as a reminder of friendship. Need: heart shaped beads, pipe cleaners, heavy duty scissors or wire cutters.

SONG - For He's a Jolly Good Fellow tune:
 For he's a wonderful fellow, For he's a wonderful fellow,
 For he's a wonderful fellow, But he can't get married now,
 He can't get married now, He can't get married now,
 For he's a wonderful teacher, for he's a wonderful teacher,
 For he's a wonderful teacher, And he has God's work to do.

SPIRITUAL - Prayer:
 Dear Understanding Father,

Sometimes even the good things we want just can't be ours. We ask that you help us to understand this. We pray tonight for all the people who are sad or heartbroken. Help them to grow closer to you. We thank you for your love and understanding. Amen.

READING	-	Jesus When He Was 22 Years Old	Page 34
PHYSICAL	-	Mime/Charades	
CRAFT or ACTIVITY	-	Aluminum Foil Art	
SONG	-	Teach Me, Teach Me (Twinkle, Twinkle)	
SPIRITUAL	-	Children's Worship	

PHYSICAL - Mime/Charades: Have children act out something that they can do for the others to guess. If they need suggestions: pour and drink a glass of water/ knock on and open a door/ eat lunch/ play baseball/ play with a baby.

CRAFT - Aluminum Foil Art: Provide a big roll of foil and make sculptures

SONG - Teach Me, Teach Me to Twinkle, Twinkle Little Star tune:

Teach me, teach me, let me try
 Just explain it, I'll guess why
 God is always helping me
 With my spirit life you see
 Show me, show me, tell me how
 It's my earthly job right now.

SPIRITUAL - Jesus was a good worker and loved trying new things. He was also a great teacher. A great teacher shows you how to do something and then gives you a chance to do it. God helps us with our spirit work. While we are on earth we need to help each other. Many of us have been coming to the children's group for some time now. Some of you may have some ideas about our worship time that you would like to share or maybe someone would like to lead a prayer? (If not then have a few moments of silence to privately talk with God.)

READING	- Ruth and Her Playmates	Page 38
PHYSICAL	- Wooden Blocks	
CRAFT or ACTIVITY	- Stone/Rock Sculptures	
SONG	- Jesus Loves The Little Children	
SPIRITUAL	- Meditation	

PHYSICAL - You will need a large supply of wooden building blocks. Even older children like building blocks.

CRAFT - Stone/Rock Sculptures: It is great if you can provide a wooden or other sturdy base for the children's art. Have children find rocks to use and you can supply a bag of rocks as well. Add food coloring to glue for the children to use.

SPIRITUAL - Meditation: Jesus loves little children. Picture Jesus in your mind. Hold his hand and look up at his face. Jesus is smiling at you. The more you smile, the more Jesus smiles at you. Now you wrap your arms around him for a big hug. Just let Jesus hold you for a minute. When we open our eyes we will feel Jesus' love still with us and we will be "all smiles".

READING	- The Problem With Jude	Page 39
PHYSICAL	- (See Craft) Fishing game	
CRAFT or ACTIVITY	- Paper Plate Fish	
SONG	- (New version of) Row, Row, Row Your Boat	
SPIRITUAL	- Prayer	

CRAFT - Paper Plate Fish: Use the pattern as a guide. Have children cut the eyes and fin, decorate and then fold fish to "stand". * While children work the group leader should make a fishing pole by tying a string to a stick (yardstick works too). Make a "hook" out of shaped aluminum foil and tie with string. Needed Materials: Paper plates, scissors, markers, 1 stick, string, aluminum foil

PHYSICAL - Fishing Game/ See Craft/ You will need a kitchen timer. Put fish in the middle of a circle. Set the timer 1-2 minutes per child. See how many fish the children can catch. (They hook the fish through the eye openings)

SONG - New Version:

Row, row, row your boat on the Galilee,
Merrily, merrily, merrily, merrily, catch fish in the sea.
Row, row, row your boat on the Galilee,
Merrily, merrily, merrily, merrily, it's the work for me.

SPIRITUAL - Prayer:

Dear Fair and Loving Father,

Please help us, your little children, to be fair and loving like Jesus. Help us to be patient with those who maybe aren't sharing like we think they should. Remind us that you love us each the same so that we won't worry about the little things in life that may not always be fair. Thank you, Amen.



READING	-	Jesus Leaves Home	Page 40
PHYSICAL	-	Throwing Streamers Contest	
CRAFT or ACTIVITY	-	Godspeed Cards	
SONG	-	Good-bye and Godspeed (Auld Lang Syne tune)	
SPIRITUAL	-	Meditation	

PHYSICAL - (Party streamers used at New Year's work best) Have children stand in a designated place and throw out a streamer to see who can throw the farthest.

CRAFT - Godspeed Cards: See sample. Need folded paper and markers. Have kids place their hand on paper with the pinkie finger at edge of fold. Trace and cut as shown. You can write something like: Godspeed as you/ Move ahead! or Godspeed as you grow/ Put your hands in God's hands.

SONG - Good-bye and Godspeed (Auld Lang Syne tune)

May we wish you good-bye and Godspeed

As you move ahead in life,

May we wish you good-bye and Godspeed

As you move ahead in life.

SPIRITUAL - Meditation: The Father doesn't change but we do. When Jesus left home it was a big change for him and his family. But Jesus planned for the change. Life is full of changes; some are big changes and some are little. Think about something you might like to change for God - like how you share love with others or how often you talk to God - something you would like to make better. Think about a plan - how you might make this change. Now ask the Father to help you with your plan. When you open your eyes you will feel great because you shared your plan with God and that makes you partners.



FOLDED SIDE



DO NOT CUT THIS SIDE

READING	- Good, Bad & Sin (Explain that Jesus taught this lesson)	Page 45
PHYSICAL	- It is Right? Game	
CRAFT or ACTIVITY	- Right & Wrong "Feely" Box	
SONG	- Does It Feel Right (Wedding March tune)	
SPIRITUAL	- Prayer	

PHYSICAL - It Is Right? Game: Children make a horizontal line across the room from you. Leader asks questions and children move forward (giant steps for correct answers and baby steps for mistakes). Object is to be the first to reach the leader. Read as follows: **FOR () STEP/S - IT IS RIGHT TO:**

- 1 - love your neighbor
- 2 - love your enemy
- 2 - share only with those that share with you
- 1 - tell little lies
- 2 - hit someone if they hit you first
- 1 - tattle all the time
- 2 - tattle if someone is or will be hurt
- 1 - take something if you really want it
- 1 - borrow something without asking
- 2 - hide or throw away something you broke so no one will find out
- 1 - do what you have to do to get attention
- 2 - take someone's idea and call it yours
- 2 - share a secret with a grown-up if you think the secret hides something wrong
- 2 - share a secret with your friends if it will make them laugh
- 1 - make everyone do what you want
- 2 - help those that never say thanks
- 2 - tell others what you think is wrong with them even if they don't ask
- 1 - have others do your work if you're busy playing

CRAFT - You may want to do this as a group project. Materials: 2 small boxes like jewelry boxes the same size, glue, heavy duty scissors, cotton balls, sandpaper, markers. 1) Cut a hole (to insert a finger) in each box lid. 2) Inside bottom of one box glue cotton balls. 3) Inside bottom of other box cut sandpaper to fit and then glue. 4) Glue the two box bottoms together. 5) Glue a lid to each box. 6) Mark the box containing the cotton "feels good" and the other box "feels bad". Talk about - not always, but often, what is right and good feels that way inside and the wrong things just don't feel good or right.

SONG - Does It Feel Right? (Wedding March tune)

Does it feel right?

Does it feel wrong?

Ask for guidance

From God the Father

SPIRITUAL - Prayer:

Dear Good and Perfect Father,

We love you and your goodness and want to be like you. Please help us to know the good and right things to do. When we know something is not right but we still want to do it, please lead us back to goodness. We are in your care and want to do your will. Amen.

READING - Patience

Page 46

PHYSICAL - Statue Game

CRAFT or
ACTIVITY - Photography

SONG - Patience, Patience (Twinkle, Twinkle)

SPIRITUAL - Meditation

PHYSICAL - Statue Game: Patience doesn't mean we freeze and do nothing but for fun let's play the Statue Game. Leader should pick a position like arms extended and one foot raised, and see who can be a statue the longest.

CRAFT - Photography: Need a camera and film. All projects so far have been finished in one class. Explain that the children will take pictures of each other and you will take a few class pictures (for next week's craft). They will have to be patient until the pictures are developed next week. Leader should write down the name of the child and the frame the child shoots because no one will remember who shot the picture of the headless body, etc.

SONG - Patience, Patience (Twinkle, Twinkle Little Star tune)

Patience, patience, I need more
Like the Father I adore
My tomorrow I just must
Give to God with faith and trust
Patience, patience, I need more
Like the Father I adore.

SPIRITUAL - Sometimes it is hard to be patient. Often worry would make things worse. It is much easier to have patience if we trust our Heavenly Father. Imagine you are in the middle of a forest. You could have feelings of fear and worry and try to run out of the forest but instead you will trust the Spirit Father and have patience. The Father always lights our way and helps us. Imagine telling God that you are in his care and you need his help. The Father always hears you. Slowly you begin to walk the forest path. You notice beautiful rays of sunlight and many gentle forest animals peeking out at you as you slowly walk. It is so beautiful and peaceful. You are so glad you didn't worry and try to run out of the forest. You would have missed all the beauty. The end of the forest is just ahead. Stop and thank your Loving Spirit Father. When you open your eyes you will feel new patience inside you because you are in God's care.

READING - Being Loyal

Page 46

PHYSICAL - Circle of Friends

CRAFT or
ACTIVITY - Frame a Group Picture

SONG - Urantian Loyalty Cheer

SPIRITUAL - Pledge

PHYSICAL - Caution the children not to be rough. Form a tight circle and choose someone who wants to be "unlovable" to try and get out of the circle of friends. The circle of friends want to be loyal and stick together to help their "unlovable" acting friend.

CRAFT - Frames: Use pattern and copy onto heavier paper. Have children cut out opening for picture and tape the picture to the frame from the back. Then fold.


SONG - Urantian Loyalty Cheer:

We are Urantians
Loyal, loyal Urantians
Everywhere we go-o
People want to know-o
Who we are-rrr
So we tell them...
We are Urantians
Loyal, loyal Urantians! Yeaaaaa!

SPIRITUAL - Pledge of Loyalty:

I, _____, pledge my loyalty to the Father and will keep this promise by sharing His love with others. I am God's loyal child, forever and ever.

LOYAL URANTIA



FRIENDS

READING	-	Jesus, James and Jude Get Baptized	Page 48
PHYSICAL	-	Baptized in Our Circle of Love	
CRAFT or ACTIVITY	-	Watercolor Pictures	
SONG	-	Jesus, James and Jude Got Baptized	
SPIRITUAL	-	Ceremony	

PHYSICAL - Two people are "it". Holding hands they look and find someone. Making a circle around them they say "You're baptized in our circle of love."

CRAFT - Need: watercolor paints, brushes, cups of water and watercolor paper.

SONG - To tune of Peter, James and John in a sailboat:

Jesus, James and Jude got baptized,
 Jesus, James and Jude got baptized
 Jesus, James and Jude got baptized,
 Down in the Jordan River.

SPIRITUAL - To many people baptism is a ceremony that means they want to be adopted into God's family. If parents have their baby baptized they are telling their family and friends that they love God and want their baby to grow up knowing they are part of God's family.

We know everybody is a child of God and belongs to the Father's family. But ceremonies can remind us of the love we have for our Spirit Father. Tonight you may join us in a ceremony. We will say a short prayer. Then we will each wet a finger in water and make a small circle on _____'s forehead, each one saying, "We are children of God the Father and I love you."

Prayer: Dear Loving Spirit Father, Each small circle is a reminder of your never ending love. We love you and want to share your love.

READING	-	Jesus Plans to do God's Will	Page 51
PHYSICAL	-	Pass a Ball of Love	
CRAFT or ACTIVITY	-	Clay Heart Necklaces to give away	
SONG	-	Jesus Loves the Father's Way	
SPIRITUAL	-	Prayer	

PHYSICAL - Pass a Ball: Pretend the ball is God's love. Every time you pass the ball you say "This is God's love and I'm passing it to you."

CRAFT - Clay heart necklaces to give away. See lesson 10 to make clay. Need: clay, rolling pin, heart shaped cookie cutters, a straw makes an excellent hole for the string, and string or ribbon. Do not string the heart until it has dried hard but you can pass it out to the children.

SONG - To the tune of Jesus Loves The Little Children
 Jesus loves the Father's way
 Doing everything his way
 He wants truly to be one
 With the Father - He's his Son
 Jesus loves the Father's way because it's his.

SPIRITUAL- Prayer:

Dear Father in Paradise,

We want to do things your way. We pray that we will be good followers of Jesus because he perfectly knows you. We know that Jesus lights our way. Thank you for Jesus and for all your love. We will share your love. We will pass it on.

READING - Teaching The Apostles

Page 63

PHYSICAL - Do Things in Twos

CRAFT or
ACTIVITY - Two Apostle Puppets

SONG - * Have children do a play

SPIRITUAL - Meditation

PHYSICAL - You can do a three legged race or simply have two children hold each other's hand and try doing an activity.

CRAFT - Have children cut out two apostles from the pattern you copied. They can color then tape a craft stick to the back of each. Materials: Pattern, scissors, tape, craft sticks.

SONG - Have the children do a little play telling something they have learned about God or Jesus.

SPIRITUAL - Meditation: Working together is important. We are never really alone because we have the Father and Jesus with us. Imagine a big, big field of flowers and you are standing in the middle. You don't see anyone around you and you feel alone. Look ahead. Now you see Jesus and his arms are spread wide open. What joy you feel as you begin to run to Jesus. You are almost there and Jesus is smiling at you. You jump and Jesus catches you and hugs you. Jesus laughs and says, "I caught you! You little silly. You thought you were alone but I'm always with you."

When we open our eyes we will still feel great joy because we know Jesus loves us even when we sometimes have silly worries. Jesus is with us.



READING	- The Gospel of Jesus	Page 63
PHYSICAL	- Hot Gospel	
CRAFT or ACTIVITY	- "Good News Paper"	
SONG	- Master Jesus Use to Teach - Yankee Doodle tune	
SPIRITUAL	- Prayer	

PHYSICAL - Have children play hot gospel like hot potato. Use a ball or other object. Anytime you have the object you must quickly say something from the gospel, i.e. Jesus loves us, God is our Father, etc. and pass the object.

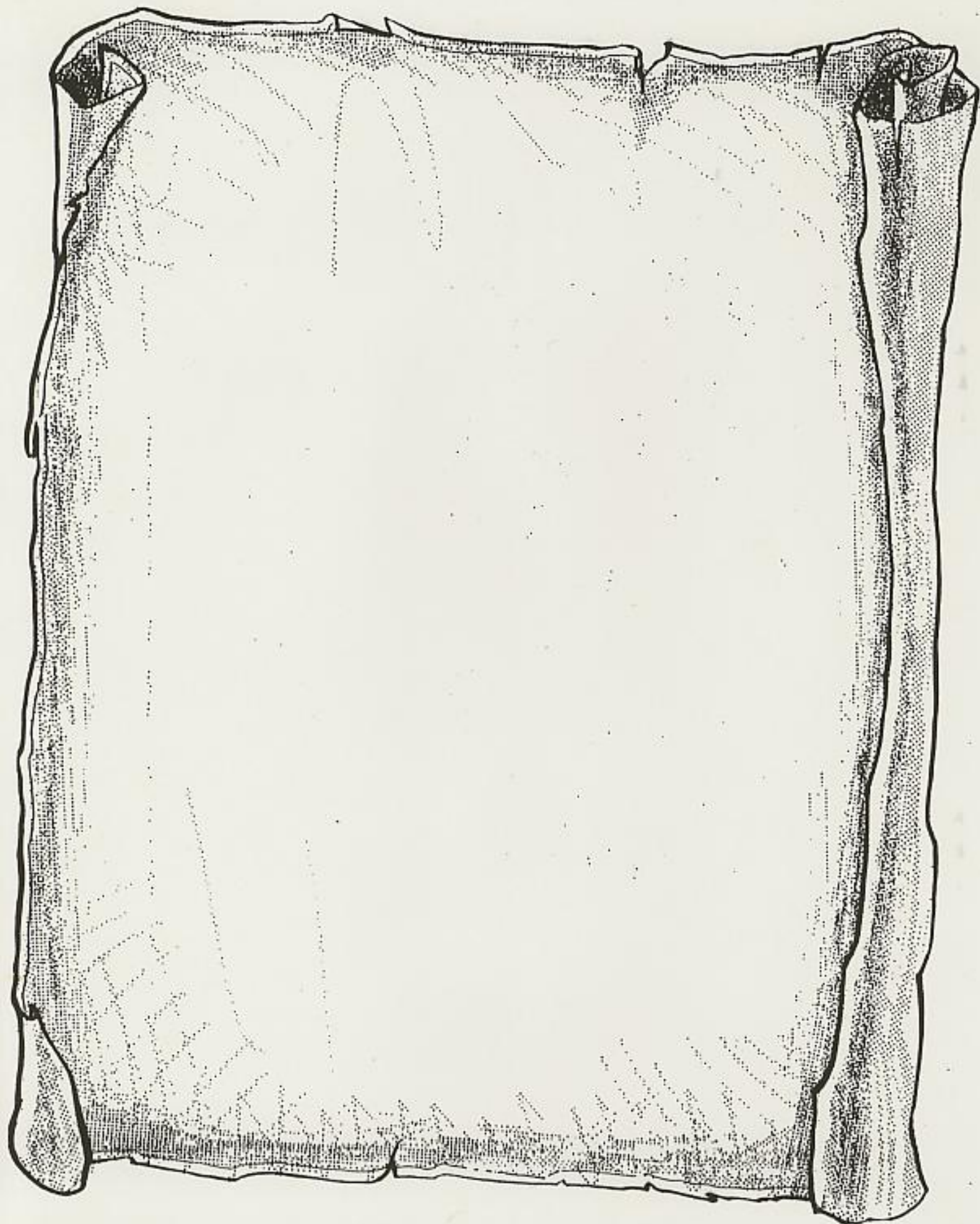
CRAFT - "Good News Paper": Supply magazines (newspaper ink is messy and type too small). Have children cut and paste letters to the gospel sheet provided. Depending on their ages, they can do: God is our loving Father. We are all God's children. We are all brothers and sisters.

SONG - to Yankee Doodle tune:

Master Jesus use to teach, About our God the Father
 Everything he ever taught, Is called the living gospel.
 We will pass the gospel on, We will pass it on
 We will live our lives in love, And try to follow Jesus.

SPIRITUAL - Prayer: Dear Father,

Please let Jesus' light shine brightly for us. We want to learn the gospel of Jesus and all the truths you have given us in the Urantia Book. Help us to be good students now and to grow up to be good teachers so that we may share your love with all our brothers and sisters in the world.



READING - Being Saved

Page 64

PHYSICAL - Being Free

CRAFT or
ACTIVITY - Butterfly Picture

SONG - If You're Saved And You Know It

SPIRITUAL - Meditation

PHYSICAL - We know we are saved so we are free. Show us how it feels to be free.

CRAFT - Color Butterfly. Like a caterpillar we will have new life.

SONG - To the tune of "If You're Happy and You Know It".

If you're saved and you know it, clap your hands

If you're saved and you know it, clap your hands

If you're saved and you know it, and you really want to show it

If you're saved and you know it, clap your hands

(Shout it out-"I'm saved!")

(Stomp your feet)

(Thank the Father-"Thank you Father")

SPIRITUAL - Meditation: People who aren't sure about God worry about being saved. We know God is our Father and we are all his children so we know we are saved. Imagine you are in spirit sleep wrapped in God's saving blanket. Slowly, like a butterfly emerging from a cocoon you begin to awaken. You are not a spirit yet but your new morontia body is very beautiful. Enjoy, for a moment, knowing you are saved. When we open our eyes we will be happy knowing we are saved. We will do our best to help others to know this truth.



READING	- The Brotherhood of Men	Page 64
PHYSICAL	- Brotherhood Circle	
CRAFT or ACTIVITY	- Pipe cleaner Heart Chain	
SONG	- Brothers, Sisters (Twinkle, Twinkle tune)	
SPIRITUAL	- Prayer	

PHYSICAL - Form a circle, then have everyone turn their back to the middle of the circle. Have a child to go up and hug someone from the back saying "Which sister or brother is hugging you?" and the child guesses.

CRAFT - Form red pipe cleaner hearts but link them before twisting ends closed.

SONG - To the tune of "Twinkle Twinkle Little Star."

Brothers, Sisters We are part
God the Father's Loving heart

Like the Father and Jesus Pass the love they give to us

Brothers, Sisters We are part
God the Father's Loving heart

In the Brotherhood we share Passing love shows that we care

Brothers, Sisters We are part
God the Father's Loving heart.

SPIRITUAL - Prayer: Dear Father and Jesus, Thank you for filling our hearts with love. We have so much love to share with our brothers and sisters in the world because you have given us so much. Thank you for every chance we have to share that love by helping and caring about others. We ask that you also let us be open to others and give them a chance to care about us. We want to belong to the brotherhood of sharing people and shine for you.

READING	-	Ambassadors of the Kingdom	Page 65
PHYSICAL	-	Be an Ambassador For Jesus	
CRAFT or ACTIVITY	-	Badges or Pin on Buttons	
SONG	-	Ambassadors for God (The Farmer in the Dell tune)	
SPIRITUAL	-	Meditation	

PHYSICAL - Be an Ambassador for Jesus. Each child can greet, teach, be a peacemaker or in some way act as an Ambassador for Jesus.

CRAFT - Badges or pin on buttons: Copy pattern onto heavy paper, scissors, tape, safety pins, and markers.

SONG - To the tune of "The Farmer in the Dell."

Ambassadors for God

Ambassadors for God

Hi Ho God loves us so!

Ambassadors for God

We take the Father's love

We take the Father's love

Hi Ho God loves us so!

We take the Father's love

We can't hold it in

We can't hold it in

Hi Ho God loves us so!

We can't hold it in

We must pass His love

We must pass His love

Hi Ho God loves us so!

We must pass His love.

SPIRITUAL - Meditation.

We all love Jesus but there is usually something really special that each person loves about Jesus. Maybe the thing you love most about Jesus is his courage or that he is helpful but not bossy. Maybe you love how strong but also how gentle Jesus is. Whatever it is, you should think about it for a moment.

You can be an ambassador for Jesus. But an ambassador should act like and do the things Jesus would do. Imagine you are holding Jesus' hand. Tell him what you love most about him. Now ask Jesus to share this with you and to help you be like him. Tell him you want to be a good ambassador. Imagine Jesus giving your hand a gentle, loving squeeze. Jesus passed the thing you love most about him right to you. When we open our eyes you can tell each of us, if you want, what it is Jesus passed to you.

AMBASSADOR
FOR JESUS

AMBASSADOR
FOR JESUS

AMBASSADOR
FOR JESUS

AMBASSADOR
FOR JESUS

AMBASSADOR
FOR JESUS

AMBASSADOR
FOR JESUS

READING - Love

Page 66

PHYSICAL - Leap for Love

CRAFT or
ACTIVITY - "My Golden Rule" sign

SONG -

SPIRITUAL - Prayer

PHYSICAL - Leap for love. Leader should read again the section on love but this time when the kids hear the word love they make a leap in the air.

CRAFT - Copy pattern onto heavy paper. Have children decorate and glitter (gold) to complete sign: "Love Others Like Jesus Loves Me" Fold in half to stand.

SPIRITUAL - Prayer, holding hands.

Dear Jesus,

We are learning more and more about the Father's love and we thank you for this truth. Brotherly love is good love but we ask that you help us grow in spirit. Help us remember how you love us so we may share Fatherly love.

Tonight we are each praying for the two people whose hands we are holding. We are thinking of these two people and sending them your love. May your light shine brightly for them.

My *Golden* Rule:

LOVE OTHERS LIKE

JESUS LOVES ME!

READING	- Be a Light	Page 66
PHYSICAL	- Light	
CRAFT or ACTIVITY	- Paper Bag Lanterns and a Picture	
SONG	- Jesus Wants Me For a Sunbeam	
SPIRITUAL	- Meditation	

PHYSICAL - Sit in the dark until every one's eyes have adjusted. Turn on lights - talk about "overwhelming light."

CRAFT - Paper Bag Lanterns: Paper bags, sand, candles (make sure bags remain open). A picture to color is also provided.

SONG - "Jesus Wants Me For a Sunbeam."

Jesus wants me for a sunbeam
 To shine for him each day
 In every way try to please him
 At home, at school, at play

SPIRITUAL - Meditation: Jesus did his work for the Father and he lights our way to the Father. But Jesus never tries to get attention for himself because everything he does is out of love for the Father. Tonight we are going to think of someone who needs our love. Maybe it's someone we really care about who we had a disagreement with. Maybe it's someone having a hard time and needs help. Picture that person in your mind. What would Jesus do? What could you do to show more love to this person? How could you be a light? Think about it and this week plan to be a secret light for that person. Don't tell anyone but Jesus your plan and you will shine just right.



READING - Teach Parents Well

Page 67

PHYSICAL - Charades

CRAFT or
ACTIVITY - Jesus Is My Hero Necklace

SONG - Jesus Is My Hero (Little Bunny Foo Foo tune)

SPIRITUAL - Prayer

PHYSICAL - Have children play charades and act out what they'd like to be when they grow up.





CRAFT - Need: Copies of pattern on heavy paper, hole punch, string or ribbon, and markers. Have children decorate and color.

SONG - To the tune of "Little Bunny Foo Foo"

Jesus is my hero
 I want to be like him
 Loving all my brothers
 And my sisters too
 Serving all God's children
 Doing the Father's will
 Living like my hero
 That's the life for me

SPIRITUAL - Prayer: Dear Perfect Father,

Tonight we want to pray for our parents. We ask that you help them to be wise and help them to teach us well. Help us to remember that they make mistakes and that we need to forgive and love them like you do. We each are going to picture our parents in our minds and ask that you send them a little extra love and wisdom. Thank you Perfect Father.



READING - Preaching With Courage

Page 68

PHYSICAL - Lifting Weights of Love

CRAFT or
ACTIVITY - Mobile

SONG - We'll Be Teachin' All The People

SPIRITUAL - Meditation

PHYSICAL - Pretend they are lifting weights of love.

CRAFT - Need: Glue, 2 craft sticks per child, Copies of pattern on heavy paper, thread, scissors and hole punch. Help children make a mobile by gluing two craft sticks in middle to make an "X". Hang the circle in the middle and the hearts and stars at opposite sides.

SONG - To the tune of "She'll be Comin' 'Round the Mountain."

We'll be teachin' all the people when we can

We'll be teachin' all the people when we can

We'll be teachin' all the people, We'll be teachin' all the people

We'll be teachin' all the people when we can


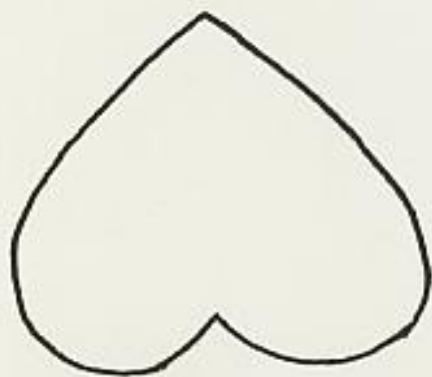



* We will tell about the Father every time

* We are all of the Brotherhood, it's true

* We don't fight because we love- each other

* We don't care about teasing, we are brave

SPIRITUAL - Meditation: We know we have strong faith and are brave. We know the Paradise Father and the power of his love. Imagine you are a small light. By yourself you don't show much light but now you see the light of everyone here tonight. As we share the Father's love, our light grows. Ask the Father to strengthen us so that we may do his work and share his love. When we open our eyes we will feel the power of God's love.



READING	- Growing Faith	Page 69
PHYSICAL	- Emerging Exercise	
CRAFT or ACTIVITY	- My Faith Is Like A Flower Card	
SONG	- Grow, Grow, Grow Your Faith	
SPIRITUAL	- Prayer	

PHYSICAL - Emerging Exercise. Have children make themselves into a very tiny ball and slowly grow bigger like faith.

CRAFT - Copy pattern that is incomplete. Help little children draw their flower and fold the card accordion style.

SONG - To tune of Row, Row, Row Your Boat
 Grow, grow, grow your faith
 Slowly up to God
 Patently, patiently, patiently, patiently
 It grows day by day

SPIRITUAL - Prayer.

Dear Father,

Our faith is like a seed planted in the soil of your love. Jesus' teachings are like a gentle rain. Your love, dear Father, together with Jesus' love is our sunshine. We love you both very much and want our faith to bloom for you.

MY FAITH IS



DO NOT FOLD

APPROXIMATE FOLD LINES UNDER →

UP ↑ →


UNDER →

UP ↑ →

UNDER →

DO NOT FOLD

LIKE A FLOWER



READING	- David Zebedee	Page 71
PHYSICAL	- Relay Messages or Gossip	
CRAFT or ACTIVITY	- Send a Message to Jesusonian	
SONG	- The Messengers Went	
SPIRITUAL	- Meditation	

PHYSICAL - Have children spread out as far as space allows. Give the first child a verbal message i.e. "There are frogs in Finland" or "Jesus wants you for a sunbeam", etc. Tell children to run and whisper the message and the last child will tell everyone what they heard.

CRAFT - Send a message to Jesusonian telling them your group's idea for doing Jesus' work:
 Jesusonian
 P.O. Box 18764
 Boulder, CO 80308

SONG - To the tune of "The Ants Go Marching"

The messengers went one by one hurrah, hurrah
 The messengers went one by one hurrah, hurrah
 The messengers went one by one
 the slowest one stopped to check on his son
 And they all went running -out -to the towns -to get word -of the gospel ...gospel

- | | |
|-------------------------|---------------------------|
| Two - to tie his shoe | Three - to see Zebedee |
| Four - to help the poor | Five - to say he's alive! |
| Six - to help the sick | Seven - to tell of heaven |
| Eight - he was late! | Nine - to drink some wine |
| Ten - to say THE END | |

SPIRITUAL - Meditation: Light one candle

Tonight we lit a candle for Jesus who shows us our Heavenly Father. We want to send our loving thoughts to Jesus and thank him for leading us to our First Father. Think about the love you have for Jesus.

When we open our eyes we will blow out the candle together and all our loving thoughts will be sent to Jesus.

READING	-	The Women's Corps	Page 71
PHYSICAL	-	Girl's Choice	
CRAFT or ACTIVITY	-	Bead Necklace to Honor a Woman	
SONG	-	Jesus Loves Each and Every Person	
SPIRITUAL	-	Prayer	

PHYSICAL - Have girls lead exercises or do an activity of their choice.

CRAFT - Bead Necklace to Honor a Woman: Beads, string, scissors. Suggest using one bead for each thing they love about the woman.

SONG - to tune of "Jesus Loves The Little Children"

Jesus loves each and every person
 Every person in the world
 Men and women, boys and girls
 We are like his precious pearls
 Jesus loves us 'cause we're each a special child.

SPIRITUAL - Prayer:

Dear God,

Tonight we are praying for the women and girls in the world. We especially pray for the women and girls who are mistreated. Please lead them to safety and love. Also give them courage and faith as they face life's struggles.

We also pray for the people who are mistreating others. Let us remember that they are our brothers and sisters too and that we need to forgive them. Please help them to stop their unloving behavior and please protect those they hurt.

READING - Feeding The 5,000

Page 72

PHYSICAL - Distribution

CRAFT or
ACTIVITY - God is King Pins

SONG -

SPIRITUAL - Prayer

PHYSICAL - Distribution: Weather permitting, have the children pick up stones and put them in a pile. Can they do 50? 500? Imagine handing out bread to feed 5,000 people. Indoors you can substitute marbles for stones and use a bucket.

CRAFT - God is King Pins: Copies of pattern on heavy paper, scissors, markers, tape, and safety pins. Inside of heart can be written "OF _____'s HEART".

SPIRITUAL - Prayer:

Dear Spirit Father,

It was a miracle when Jesus fed the 5,000 people. Like the bread Jesus shared, when we share just a little of your love, it becomes much more than what we gave away. We thank you for the miracle of love. We will nourish 5,000 people with your love.



READING - Parable of The Lost Sheep

Page 75

PHYSICAL - Lost Sheep

CRAFT or
ACTIVITY - Sheep

SONG - Bring in The Sheep

SPIRITUAL - Meditation

PHYSICAL - Lost Sheep: Select a child to hide and the other children are shepherds who go looking for the "lost sheep".

CRAFT - Lost Sheep: Copies of sheep, glue, and cotton balls.

SONG - tune of "Bringing in The Sheaves"

Bringing in the sheep
Bringing in the sheep
We will come rejoicing
Bringing in the sheep.

SPIRITUAL - Meditation: We are the Heavenly Father's little children. We are safe in his care. Maybe you know someone that doesn't know about the Father and you would like to think about that person now.

Let's imagine we are in a huge field. The flowers are God's love and we are picking them to share the beauty of God's love with other's. We hear a lovely sound. It's telling us that Jesus has arrived with a newly found child. Everyone is thrilled for God's child who has been found and runs to greet them.

Let's thank the Father for his love and thank Jesus for being our shepherd. When we open our eyes we will feel happy for all our brothers and sisters.



READING - John Mark

Page 78

PHYSICAL - Tug-o-war

CRAFT or
ACTIVITY - Weave a Placemat

SONG - John Mark

SPIRITUAL - Prayer

PHYSICAL - Tug-o-war: You will need a rope.

CRAFT - Weave a Placemat: You will need 1" strips of paper in different colors. (Cut construction paper - some horizontal, some vertical.) Start with a long strip and staple or glue the short strips to it - the 1st on top then alternate bottom, top, etc. The young ones will need extra help getting started. Tell children that when they use their placemat they should invite Jesus to be with them.

SONG - to tune of "Twinkle, Twinkle Little Star"

John Mark John Mark

What a boy

He gave Jesus lots and joy.

His heart was of love you see

Wouldn't let the basket free

John Mark John Mark

What a boy

He gave Jesus peace and joy

SPIRITUAL - Prayer:

Dear Jesus,

Like John Mark, we want to spend time with you. We want to share our life and love for our Spirit Father with you. Thank you for showing us how. Help us to be more like you. Amen.

READING	-	Getting Ready For The Last Supper	Page 79
PHYSICAL	-	Musical Chairs	
CRAFT or ACTIVITY	-	Stickers	
SONG	-	At John Mark's House	
SPIRITUAL	-	Meditation	

PHYSICAL - Musical Chairs

CRAFT - Stickers: On large self-stick labels, type or print "I WANT TO SIT NEXT TO JESUS". Have the children decorate a label for each family member and suggest they get permission to place them on the back of their chairs.

SONG - tune of "Down By The Old Mill Stream"

At John Marks house (not apartment but house) They met (not left but met)
 For the last (not the first but the last) Supper (not breakfast but supper)
 They were fighting (not serving but fighting)
 Over the seats (not the towels but the seats)
 And they refused (not agreed but refused) To wash (not dry but wash)

SPIRITUAL - Meditation: The apostles all wanted to sit next to Jesus. We know they weren't sharing love. Jesus never runs out of love and neither do we. Let's imagine Jesus' love is like a waterfall deep in a forest. You go there often to drink his love but you could never drink all his love - the water. Not everyone knows about this waterfall and you must decide if you will keep it a secret or share. It feels right to share doesn't it? Now imagine you are there with a friend. You are both filled with the water of Jesus' love and are just resting. The sound of the water is pleasant and you think about sharing Jesus' love with more people. When we open our eyes we will feel full of Jesus' love and want to share him because we love him like he loves us.

READING	-	Jesus Serves His Brothers	Page 80
PHYSICAL	-	Wash Each Others Feet (or Hands)	
CRAFT or ACTIVITY	-	Manicures	
SONG	-	Jesus Loves Us Each The Same	
SPIRITUAL	-	Prayer	

PHYSICAL - Provide water in a plastic tub or bucket and plenty of towels.

CRAFT/ACTIVITY - Manicures. Paint each others fingernails. (Clear for boys and Tinkerbelle makes a non-toxic, safe polish for little ones to use.)

SONG - to tune of "Jesus Loves Me, This I Know"

Jesus loves us each the same
 For the Master made this claim
 Fellow servants we should be
 Loving, serving just like he
 Yes Jesus shows love
 Yes Jesus shows love
 Yes Jesus shows love
 Like Father God above

SPIRITUAL - Prayer:

Dear Father in Paradise,

You are the most important person and we love you. We thank Jesus for showing us how to serve you and our brothers and sisters. Help us each to remember that you love us each the same and that we are all special to you. Also help us to remember that not one of us is more special or important than another. We can joyfully learn this by serving each other. We thank you for every chance you give us to be a servant to our brothers and sisters.

READING - Cup of Remembrance

Page 82

PHYSICAL - What Do You Remember?

CRAFT or
ACTIVITY - Decorate a Cup of Remembrance

SONG - Just Remember The Master

SPIRITUAL - Communion Service

PHYSICAL - Have children walk in a circle around you as you read again the lesson. Each time the word remember or remembrance is said, the child in front of you tells something they remember about Jesus.

CRAFT - Decorate a Cup of Remembrance: Need plastic wine glasses, ribbons, small plastic flowers, scissors, and glue.

SONG - to tune of "Old McDonald Had a Farm"
 Just remember the Master - When you drink his cup
 Remember Jesus had a life - When you drink his cup
 Jesus is perfect - A Paradise Son
 What a plan - Such a plan - The Father's perfect plan
 Just remember the Master - When you drink his cup
 Remember the Spirit of Truth - When you break his bread
 Jesus is the truth - Now his gift is ours
 What a gift - Such a gift - In our hearts is his gift
 Just remember the Master - When you break his bread
 Remember Jesus loves us all - When you share his love
 Jesus shares his love - And the Father's too
 What a love - Such a love - Everywhere we find their love
 Just remember the Master - When you share his love

SPIRITUAL - Communion Service: need grape juice and bread

Explain to the children that they will share the cup and bread of remembrance. A Thanksgiving prayer: Dear Father, we thank you for your son, Michael of Nebadon who was born on our world as Jesus. Please be with us now as we remember Jesus' life and words of truth.

Think about something in Jesus' life as we fill our cups. Holding cups up, everyone might say, "In remembrance of Jesus' life we drink this cup."

Think about one of the truths Jesus taught us as we break bread. Everyone might say, "In remembrance of Jesus' words of truth we eat this bread. We remember and share Jesus' love."

READING - The New Commandment

Page 82

PHYSICAL - Treasure Hunt

CRAFT or
ACTIVITY - "My Commandment" signs

SONG - Jesus Gave a New Commandment

SPIRITUAL - Prayer

PHYSICAL - Treasure Hunt: Jesus never makes us look for the real treasures in life but for fun let's have a treasure hunt. * Group leader should arrive early to set out the clues and should have a small bag of lollipops or such in a large grocery bag as treasure.

CRAFT - "My Commandment" Signs

SONG - tune of "Jesus Loves The Little Children"

Jesus gave a new commandment

It's our spirit truth to keep

Love each other like Jesus

We will be his disciples

We should love each other just like he loves us.

SPIRITUAL - Prayer:

Dear Jesus,

The spirit truth you have given us is our real treasure and we thank you. We will make your commandment our "golden rule". Please help us to follow this wonderful rule so that we may be better disciples. Amen.


MY COMMANDMENT:

LOVE OTHERS

LIKE

JESUS LOVES ME

CLUE #1 HAND TO CHILDREN
 TO START




CLUE #2

TAPE TO DOOR



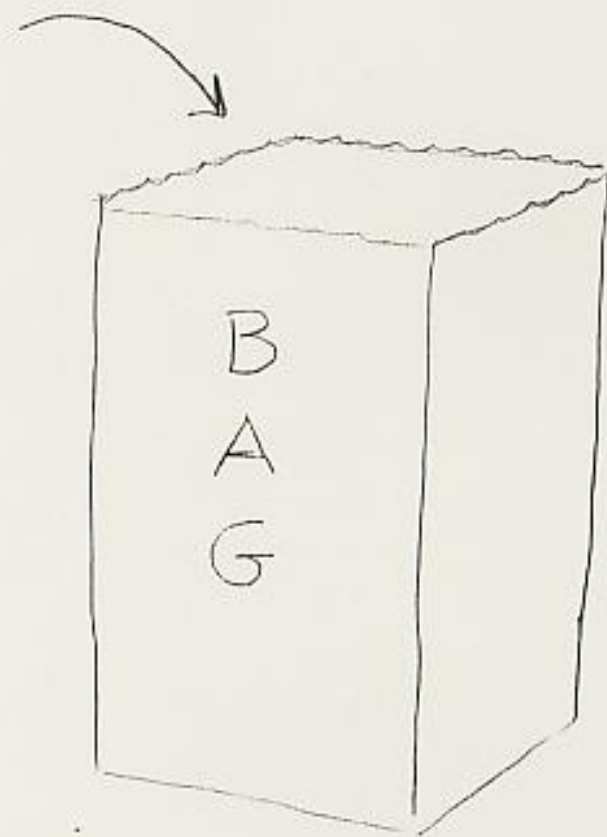
CLUE #3 PUT IN A CUP



CLUE # 4 TAPE UNDER CHAIR



CLUE #5 PUT INSIDE URANTIA BOOK



TREASURE IS INSIDE A LARGE
GROCERY BAG

READING	-	Jesus Is The Way, The Truth, And The Life	Page 84
PHYSICAL	-	Version of "Your It" see lesson #9	
CRAFT or ACTIVITY	-	Pins or Badges	
SONG	-	Jesus is Our Way To Heaven	
SPIRITUAL	-	Meditation	

CRAFT - Pins or Badges: Copies of pattern on heavy paper, scissors, markers, tape, and safety pins.

SONG - to tune of "She'll be Comin' 'Round The Mountain"

Jesus is our way to heaven - He's our way

Jesus is our way to heaven - He's our way

Jesus is our way to heaven - Jesus is our way to heaven

Jesus is our way to heaven - He's the way

* He will lead us to the Father - In heaven

* Jesus sent a spirit teacher - He's the truth

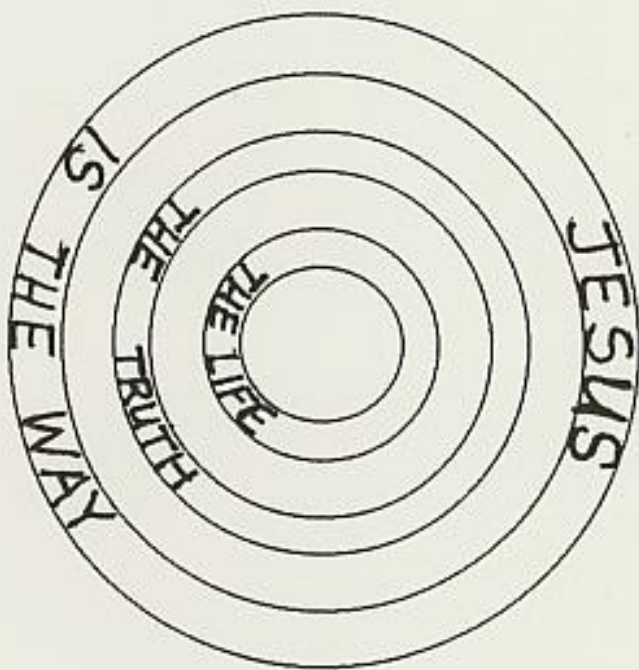

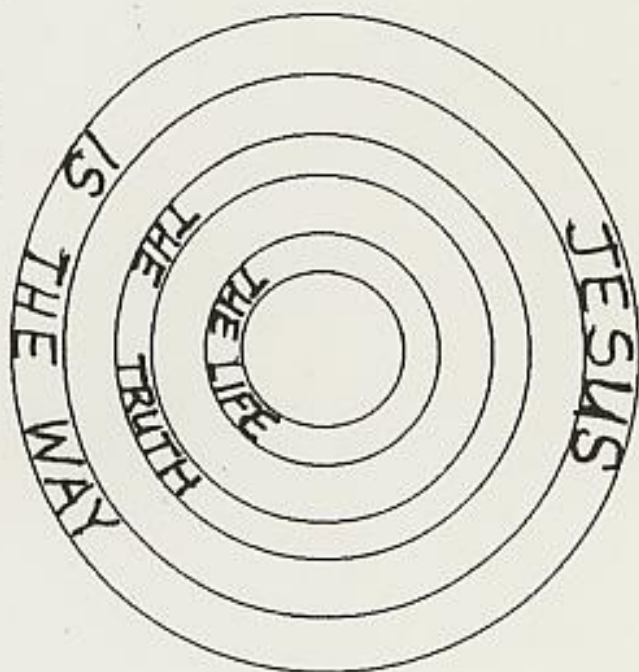

* It's the gift of spirit truth - That he sent

* He was the perfect mortal - He's the life

* Jesus lives the Father's plan - All the time

* Jesus is the way, the truth - And the life

SPIRITUAL - Meditation: Imagine the Paradise Father lives on an island in the middle of the ocean. The Father sends his Paradise Son, Jesus, out into our world to lead us safely to his island. Imagine Jesus is a raft. He will be our way, our truth, and our life all the way to the island of the Father. Picture yourself floating on this raft and the raft is Jesus. You put your faith, your trust, and your life in Jesus because you know he will take you safely to the Father. Take a moment to thank Jesus for being our life raft. When we open our eyes we will feel very safe knowing Jesus is the way, the truth, and the life.



READING - Jesus is Taken Away

Page 85

PHYSICAL - Follow The Leader

CRAFT or
ACTIVITY - Forgiveness Rope

SONG - My Lord Jesus

SPIRITUAL - Prayer

PHYSICAL - Follow the Leader: Tell the children that you are going to be the leader but they don't have to follow you if it's something that would hurt someone. What should they do then? (Run away.) Start by skipping, pretending to be on a balance beam, etc. Then say "Let's go bother _____" (another group). "Oh, come on what's it going to hurt?" You can chase the kids around and try to talk them into it.

CRAFT - Forgiveness Rope: You will need twine or light rope, one ring per child to fit on a doorknob, and scissors. Tie many pieces of twine onto the ring. When a child feels angry they can tie a knot in the rope and say a little prayer to forgive and forget.

SONG - to tune of "London Bridges"

Jewish leaders were in fear, were in fear, were in fear

Jewish leaders were in fear, of Lord Jesus

Roman soldiers took Jesus, took Jesus, took Jesus

Roman soldiers took Jesus, He was ready

Pontius Pilate was so weak, was so weak, was so weak

Pontius Pilate was so weak, He did wrong

He had the soldiers kill Jesus, kill Jesus, kill Jesus

He had the soldiers kill Jesus, My Lord Jesus

SPIRITUAL - Prayer:

Dear Master Jesus,

Please give us courage to do the things we know are right. Help us to always follow you and not the crowd. Let us be strong in your love so that we will forgive those that hurt us.

We pray to you in love. Amen

READING	- Judas Gets His Reward	Page 86
PHYSICAL	- Musical Chairs (Forgiveness)	
CRAFT or ACTIVITY	- Bookmark	
SONG	- I've Been Working on Forgiveness	
SPIRITUAL	- Prayer	

PHYSICAL - Musical Chairs: Explain that when the music stops the person without a chair gets to let others practice forgiveness. The children can either ask for or give forgiveness. They can practice making up and loving again.

CRAFT - Bookmark: Copies of pattern on heavy paper, hole punch, scissors, markers, pretty cord or thin ribbon.

SONG - tune of "I've Been Working on The Railroad"
 I've been working on forgiveness - It's the way to love
 I've been working on forgiveness - It's the way Jesus taught me
 Don't you know the Father forgives - Every one of us.
 Every one of us - Every one of us
 Every one of us - He loves...
 Every one he does - Every one he does
 Every one he does - Forgive

SPIRITUAL - Prayer:
 Dear Forgiving Father,

It is so hard to forgive a person that hurts someone we love. We love Jesus and find it hard to understand why anyone would have betrayed the Master. We know that Jesus forgave Judas and we ask that you give us the courage to love and forgive those that hurt us. We want to be loving and forgiving like you and Jesus. Amen

F
O
R
G
I
V
E
N
E
S
S
E
S

F
O
R
G
I
V
E
N
E
S
S
E
S

F
O
R
G
I
V
E
N
E
S
S
E
S

READING - Jesus Rises

Page 88

PHYSICAL - Dance and Act Out The Song

CRAFT or
ACTIVITY - Helium Balloons

SONG - Rise and Shine

SPIRITUAL - Meditation

CRAFT/ACTIVITY - Have children draw pictures for Jesus on helium balloons and let them rise/go. Need; Helium filled balloons, and markers.

SONG - "Rise and Shine"

Rise and shine and give God your glory, glory

Rise and shine and give God your glory, glory

Rise and shine and give God your glory, glory

Children of the Lord

SPIRITUAL - Meditation: Jesus showed us the way to live our lives now. Jesus also shows us the way to the Father. We will rise and wake up in the temple of new life. We will meet our angel friends and many of God's children. But imagine the joy at seeing Jesus.

Get comfortable and rest your body. You feel as light as a balloon. Picture Jesus as a beautiful spirit light and you floating to him. You are wrapped in his love and light. You feel so much joy that you don't think you will ever want to leave him. But the time will come when you will be ready to go on. Jesus will show you the way to the Father. Jesus will bless you and wish you Godspeed.

When we open our eyes we will feel great joy knowing that we will someday rise like Jesus.

READING - The Spirit of Truth

Page 88

PHYSICAL - Breathing Exercises

CRAFT or
ACTIVITY - Spirit of Truth Wand

SONG - Spirit of Truth

SPIRITUAL - Prayer

PHYSICAL - Breathing Exercises: Imagine you are breathing in the Spirit of Truth and breathing out Jesus' love.

CRAFT - Spirit of Truth Wand Materials: pattern copies, small heart shapes doilies, long drinking straws, stapler, glue, glitter. Explain that Jesus gives us the Spirit of Truth and this wand can remind us that we are blessed with his gift.

SONG - tune of "Frere Jacques"

Spirit of Truth - Spirit of Truth

In my heart - In my heart

It's a gift from Jesus - It's a gift from Jesus

Just have faith - Just have faith

Spirit of Truth - Spirit of Truth

Helps us share - Helps us share

All our love for others - All our love for others

Like Jesus - Like Jesus

SPIRITUAL - Prayer:

Dear Jesus,

Thank you for your gift of the Spirit of Truth. We believe and trust in you. We have faith so we know our hearts are filled with your gift. Help us to follow the Spirit of Truth so that we may wholeheartedly share our love from God with all our brothers and sisters. In your Spirit we live. Amen

